

TENNESSEE HISTORY DAY

NORTHEAST DISTRICT 2 2023-24

SPECIAL INSTRUCTIONS FOR DOCUMENTARY CATEGORY

REGISTRATION DEADLINE: MIDNIGHT, FRIDAY, OCTOBER 27, 2023

Step One: Upload your paperwork by the registration deadline.

Create one PDF file that contains your title page, process paper, and annotated bibliography. You may only upload one PDF, so it must include all of your required paperwork. Name the file your last name(s) (ex: WardCore.pdf).

For step-by-step instructions on how to upload your paperwork, visit:

<https://tennesseehistory.org/wp-content/uploads/2023-24-thd-Northeast-District-2-contest-registration-students-final-1.pdf>

For documentary instructions, documentary evaluations, and instructions on how to create a PDF, visit:

<https://tennesseehistory.org/tennessee-history-day/project-resources/>

You must upload the final draft of your documentary by **midnight, Friday, October 27, 2023**. This is should be the same as the version you bring to the in-person contest. Stop working on your documentary. We highly suggest that you do not wait until the last minute to upload your documentary. Files this large take time to upload into SmugMug. You need to make sure you give your documentary enough time to upload.

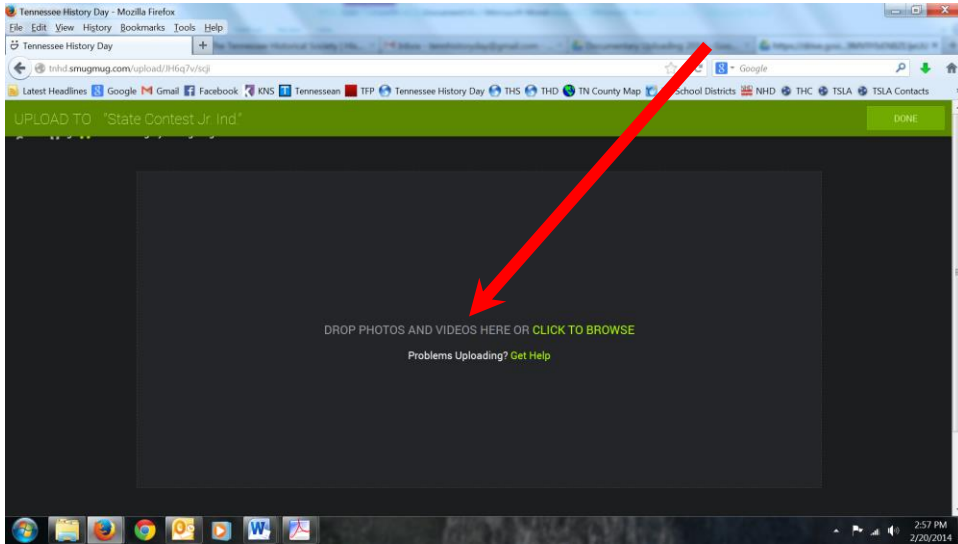
IMPORTANT: Name your documentary movie file with the **exact name** of your project that is registered in the History Day registration system. Separate words with underscores (_) and remove special punctuation (colons (:), question marks (?), etc.) from the title. For example, a project registered as “The Manhattan Project: Technological Triumph or Human Tragedy?” would be saved as The_Manhattan_Project_Technological_Triumph_or_Human_Tragedy.

Your file must be saved in the following file format: .mp4.

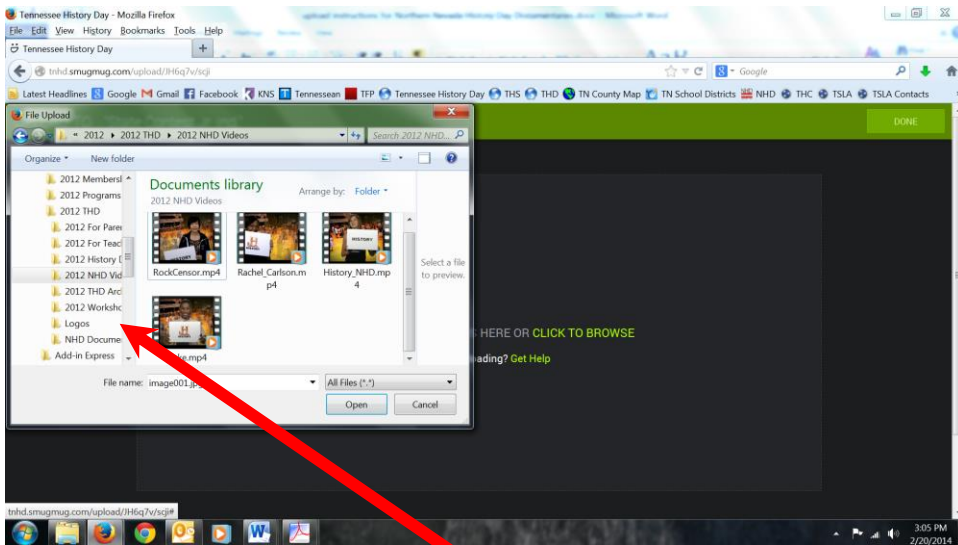
Click the link to the SmugMug upload page for your category:

Gallery	Upload Key
Jr Ind Doc	https://tnhd.smugmug.com/upload/g3cnVn/2023northeast2jrinddoc
Jr Group Doc	https://tnhd.smugmug.com/upload/jMwwtV/2023northeast2jrgrdoc
Sr Ind Doc	https://tnhd.smugmug.com/upload/XJgTr7/2023northeast2srinddoc
Sr Group Doc	https://tnhd.smugmug.com/upload/bKSR5N/2023northeast2srgrdoc

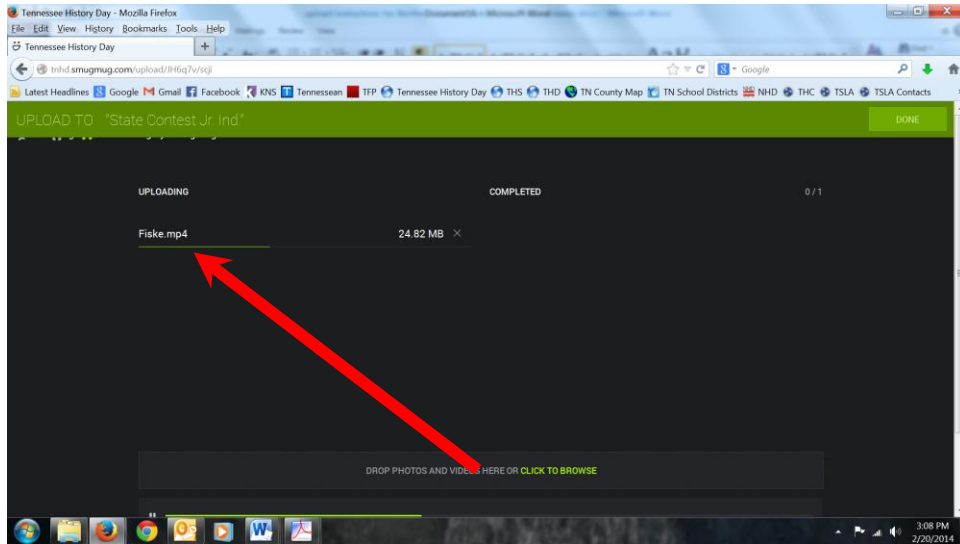
Your screen will look like this:



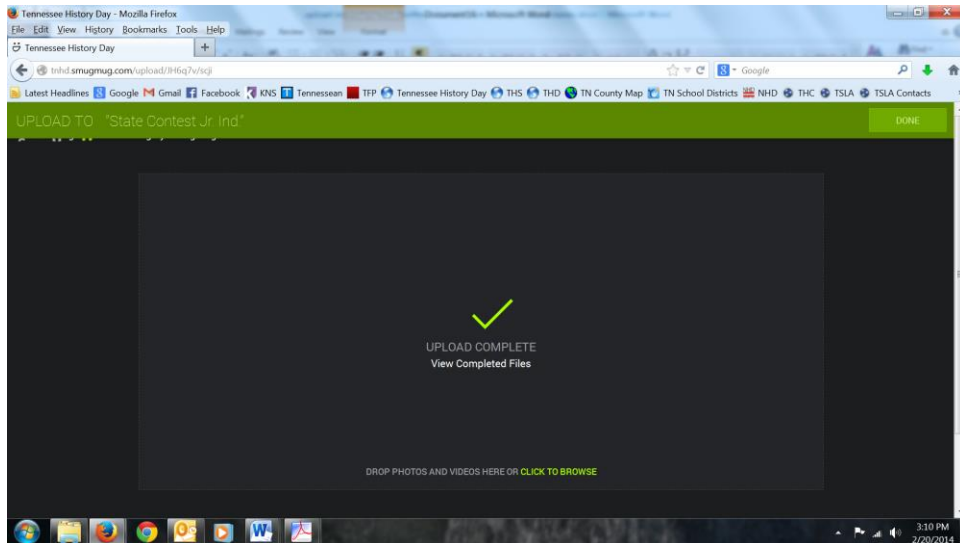
Either drag your documentary into the box as indicated or select the “CLICK TO BROWSE” button.



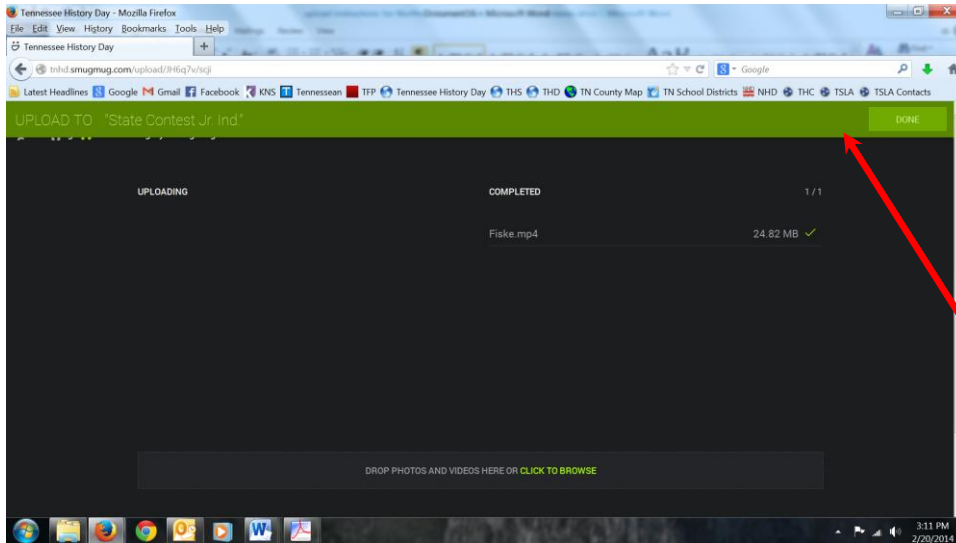
If it is the right file type, a progress bar should indicate that your documentary is uploading correctly. Depending on internet connection, internet speed, and file size, this might take some time.



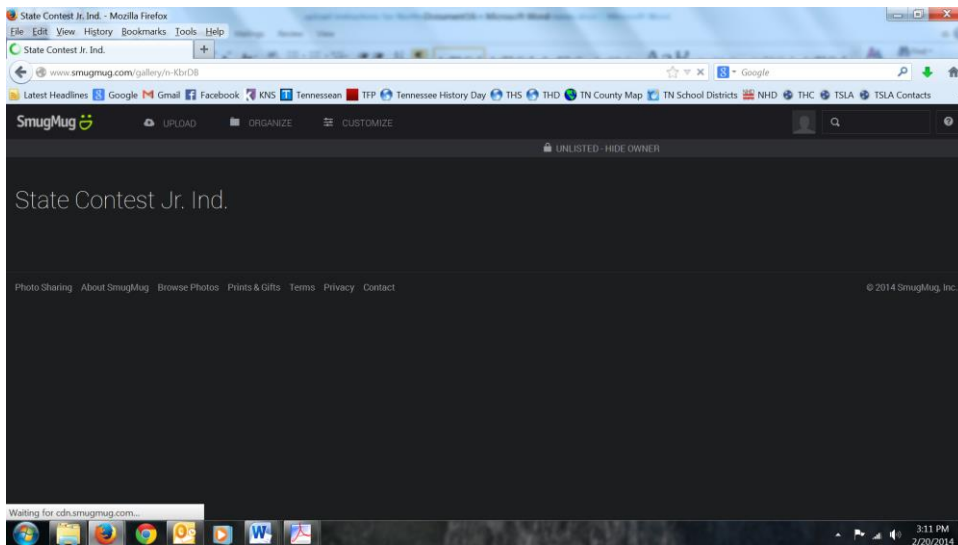
When your documentary is uploaded, you will receive a green check.



You can double-check to see your documentary was successfully uploaded by seeing the green bar and check mark .



Click “DONE” when you are satisfied your documentary is successfully uploaded. You are done! Hooray! **Do not attempt to login to SmugMug.** The system will think you are a hacker and will alert the coordinator. **The coordinator does not want to receive 50 emails stating that the SmugMug account is under attack when you are just trying to log in, which you cannot do. We will reach out if there are any issues!**



If your documentary is taking a very long time to upload, you may want to find a faster internet connection. If your documentary is saved in a format not recognized by SmugMug, it will not upload. **Do not wait until the last minute;** the server will be very busy and consequently slower. Contact your district coordinator if your documentary fails to upload after several attempts.