

IMPORTANT DATES FOR REGIONAL CONTESTS

Educator and student registration opens: Wednesday, December 1, 2021

Educator Registration deadline: Tuesday, January 18, 2022

Student Registration deadline: Tuesday, February 1, 2022, midnight eastern time

YOUR CONTEST INFORMATION

East Regional Contest Date: Sat., Mar. 4, 2022

East Regional Coordinator: Lisa Oakley (oakley@eastTNhistory.org)

Link to your regional contest page: <https://tennesseehistory.org/tennessee-history-day/regional-contests/east/>

STUDENT CHECKLIST OVERVIEW

STUDENT/ENTRY REGISTRATION DEADLINE:
TUESDAY, FEBRUARY 1, 2022 MIDNIGHT

Materials due by registration deadline:

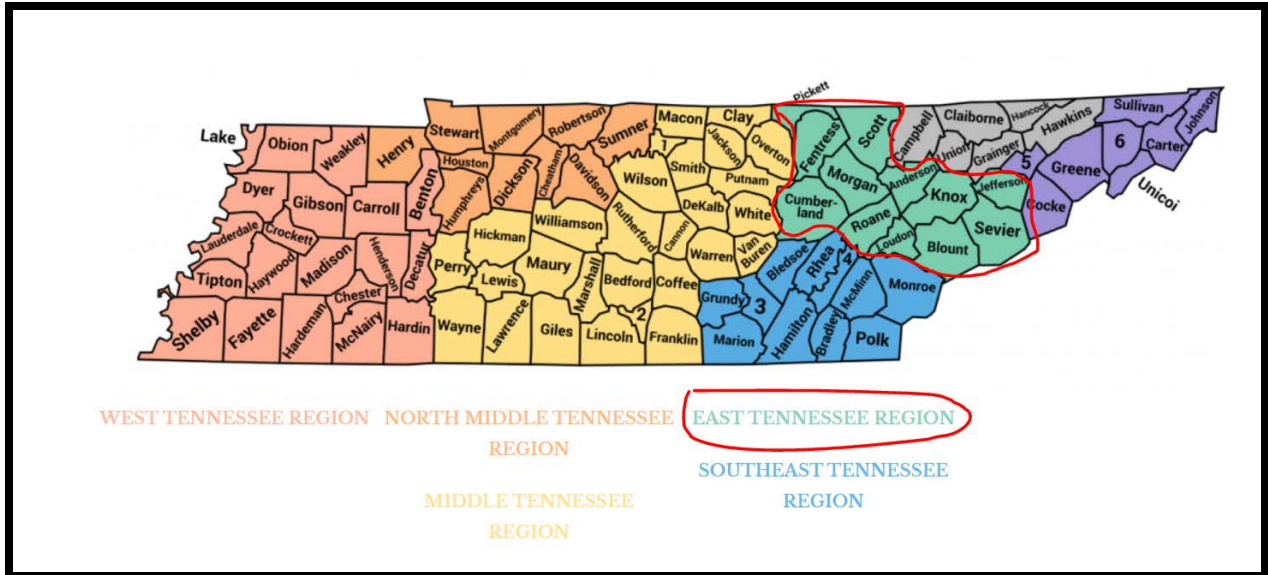
- Online registration complete
- Documentary:
 - Documentaries uploaded via SmugMug
 - Cover Sheet, Process Paper, and Annotated Bibliography submitted via registration system in ONE pdf
- Exhibit:
 - Cover Sheet, Process Paper, Annotated Bibliography, Photos of physical exhibit and copy text using the **required template** (or) Virtual exhibit creation submitted via registration system in ONE pdf
- Performance:
 - Performance video uploaded via SmugMug
 - Cover Sheet, Process Paper, and Annotated Bibliography submitted via registration system in ONE pdf (DO NOT submit a script or companion worksheet)
- Website:
 - URL uploaded via registration system
 - Cover Sheet, Process Paper, and Annotated Bibliography incorporated into website
- Paper:
 - Cover Sheet, Process Paper, Project Paper, and Annotated Bibliography submitted via registration system in ONE pdf

HOW TO REGISTER IN ZFAIR

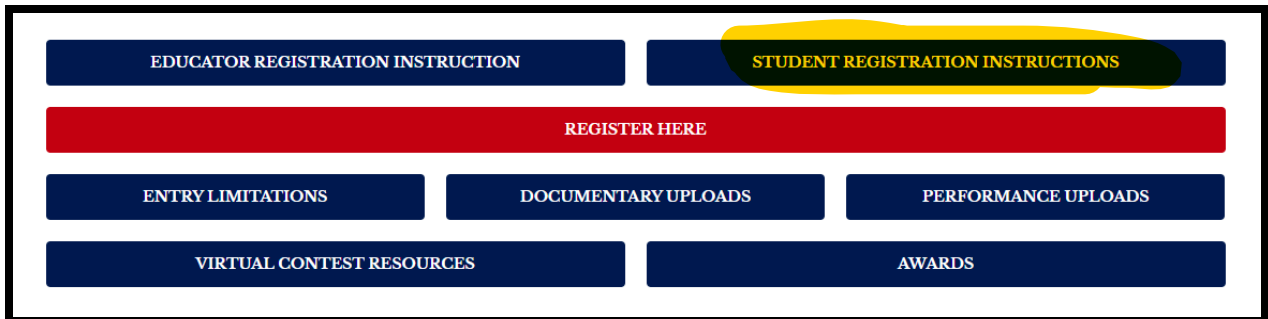
Go to:

<https://tennesseehistory.org/tennessee-history-day/regional-contests/>

Navigate to: EAST TENNESSEE REGION



Read the registration instructions:



Select the **REGISTER HERE** button:



Create an account. Make sure the logo matches the location of your district contest:

General Student's Main Teacher's Main Judge's Main

EAST TENNESSEE HISTORICAL SOCIETY

You are registering for the East Tennessee History Day Regional Contest.
Counties: Anderson, Blount, Campbell, Claiborne, Cumberland, Fentress, Grainger, Jefferson, Knox, Loudon, Morgan, Pickett, Roane, Sevier, Scott, and Union.
Districts: Northeast 1 and Northeast 2.

Your Contest Information

Coordinator: Lisa Oakley (oakley@eastTNhistory.org)
Contest Date & Location: **Fri., Mar. 4, 2022**
Updated 2022 registration guides coming soon!
Educator Registration Instructions: [Educator Link](#)
Student Registration Instructions: [Student Link](#)

Important Dates


Registration Opens: **Wed., Dec. 1, 2021**
Educator Registration Deadline: **Tues., Jan. 18, 2022**
Student Registration Deadline: **Tues., Feb. 1, 2022**

Login

Username:
Password:

Create Account

First Name:
Last Name:
Email:

I'm not a robot 
reCAPTCHA
Privacy - Terms

You are registering as a **STUDENT**:

Register as a?
Select what you are registering as

Student
 Teacher
 Judge
 Volunteer

You will need to know your parent/guardian's email and you will need to create a password.
Write down your Username and Password.

The registration form is divided into four main sections:

- Profile:** Includes fields for Username* (pre-filled with 'NWARD'), First Name*, Last Name*, E-Mail*, and Confirm E-Mail*.
- Sign-in:** Includes fields for Username* (pre-filled with 'NWARD'), Password*, and Confirm Password*.
- Parent / Guardian:** Includes fields for Parent/Guardian's E-Mail* and Confirm Parent/Guardian's E-Mail*.
- Address:** Includes fields for Address, Address 2, and City State, Zip (with a dropdown for state and a Zip field).

A 'Save And Continue' button is located at the bottom of the form.

Next select your t-shirt size.

Next you will need to indicate if you are "Starting a New Entry" or "Linking to Existing Entry."

If you are an individual participant OR the first team member of your group to register, click "Start" in the Start a New Entry box.

The registration options are presented in two boxes:

- Start a New Entry:** Features a t-shirt icon and the text: "Choose this option if you are working alone or you are the first member of your team to register." Below this is a 'Start' button with a t-shirt icon.
- Link to Existing Entry:** Features a link icon and the text: "Choose this option if you are working with a team and they have already registered." Below this is a selection box with 'Team Key' and 'Project Key' options, and a 'Link' button with a link icon.

Are you creating a New Project or Joining an Existing Team Project?

- If you are in a Team, please communicate with your teammates. The first person to register will receive a **Project Key/Team Key**. This is a link that will associate all your names with the same project. Share this **Project Key/Team Key** with your team members.
- If you are joining a team that has already started registration, enter your **Project Key/Team Key** here and then click **Link** in the Link to Existing Entry box.

The screenshot shows a registration form with the following fields:

- School: [dropdown menu]
- Teacher: [dropdown menu]
- Teacher 2: [dropdown menu]
- Teacher 3: [dropdown menu]
- Grade: [dropdown menu]
- Save And Continue: [button]

Next you will need to select your school, teacher, and grade. If your SCHOOL does not appear in the drop down menu, contact the state coordinator (historyday@tennesseehistory.org) to have it added. If your TEACHER does not appear in the drop down menu, that means he/she has not registered. Contact your teacher and STRONGLY ENCOURAGE him/her to register.

Select your school and your teacher.

UPLOADING YOUR PROJECT

Next you will be prompted to enter the title, category, and description of your entry. You will also need to indicate if you are in a Team. If you are, check the box. If you are linking to an existing project, this will be completed for you.

The screenshot shows the 'Entry Info' form with the following fields:

- Title*: [text input field]
- Category*: [dropdown menu]
- Will this be a Team Project:
- Description*: [text area]
- Save And Continue: [button]

Enter your Title. Include your full title and spell everything correctly. You can change your title up until registration closes on **Tuesday, February 1, 2022 midnight eastern time**

Select your category.

- Junior division is 6th, 7th, and 8th grades.
- Senior division is 9th, 10th, 11th, and 12th grades.

Include a brief description of your project.

Based on the category you choose, a new button will generate. "Add File"

- If you are joining an existing team, you do not have to add a file. The first person to register in your team should attach the file to your project for your entire group.
- If you are a **Documentary** competitor, here is where you upload your Cover Sheet, Process Paper, and Annotated Bibliography as **ONE pdf**.
 - You will upload your actual Documentary via SmugMug, which can be found on your district contest webpage.
- If you are an **Exhibit** competitor, here is where you upload your Cover Sheet, Process Paper, Annotated Bibliography, and Exhibit as **ONE pdf**.
- If you are a **Performance** competitor, here is where you upload your Cover Sheet, Process Paper, and Annotated Bibliography as **ONE pdf**.
 - You will upload the recording of your Performance via SmugMug, which can be found on your district contest webpage.
- If you are a **Paper** competitor, here is where you upload your Cover Sheet, Process Paper, Paper, and Annotated Bibliography as **ONE pdf**.
- If you are a **Website** competitor, your required written materials should be on your website.

If you are still working on your project, you can upload it later from your Profile as long as you meet the **Tuesday, February 1, 2022 midnight, eastern time deadline**. Be cautious that you do not miss uploading your work by that deadline!

PERMISSIONS AND WAIVERS

You are not done yet! Just because your paperwork is uploaded does not mean you are FULLY registered. Please complete the permissions and waivers by the **Tuesday, February 1, 2022, midnight, eastern time deadline.**

I affirm that the entry submitted for competition was researched and developed during this school year. I have read the National History Day Rule Book and contest registration materials regarding policies governing student behavior and will conform to these rules. I understand that violation of these rules may result in the disqualification of my entry. I accept the decision of the judges as final. I have reviewed and understand the information presented above and acknowledge that my participation in National History Day is conditioned on my agreement with the terms and conditions outlined herein. I further understand that selecting "Yes" for each agreement and creating an account shall have the same force of law as my original signature and that I am not obligated in any way to make such agreement, except as a prerequisite to my participation in this program.

Yes, I agree

By indicating yes below, I agree to indemnify and hold harmless National History Day, Inc., its affiliate programs, and its staff, trustees and sponsors, for any personal injuries or property damages arising out of my child's participation in the National History Day Contest. I also understand that by agreeing, I am certifying that my child understands what is involved in participation, and that I have freely and voluntarily allowed my child to participate and hereby agree to assume and accept any and all risks associated with his/her participation in the National History Day Contest.

Yes, I agree

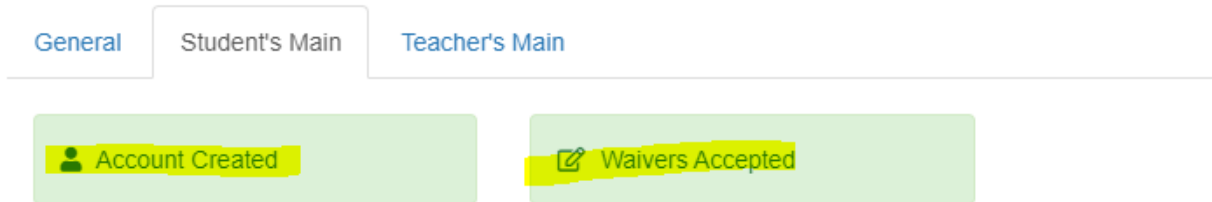
I give National History Day, Inc., its affiliate programs, and its partners the unlimited right to use the voice, image, and/or name of me and/or my child for publicity, and/or in documentaries, or other education materials and media, including online. I also give National History Day, Inc., and its affiliate programs the right to use images of my/my child's project for teaching and example purposes, including online. If I choose "No," I acknowledge that NHD contest coordinators will do their best to ensure that I and/or my child is not photographed. However, due to the number of participants at the contest, this cannot be guaranteed. I am aware that I must remove myself and/or my child from group photography situations, and if necessary, speak to the photographer/media to request that I and/or my child not be photographed.

choose answer...

If no, why?

why

Your teacher and your district coordinator can see when these have been completed. Don't forget to sign these waivers as you cannot participate in the contest if these haven't been **checked** and **saved**.



You will see green boxes at the top of your home screen when you log in for the steps you have completed.


To add your project at a later date, log in and click your name in the top right corner. Select **My Profile**, then select **Entry**.



Click **Add File** to upload your pdf at a later date.

This is also where you can find your **Team Key/Project Key** to share with your group partners if you are the first to register.

Entry Info

Project Key	
Title*	Awesome Project
Category*	Junior Individual Documentary
Description*	It's a winner.

Written Materials

[Add File](#)

[Save](#)

You will receive a confirmation email with this information. You can forward this to any team members so they will know your **Project Key/Team Key** to use when registering.

If you do **not** receive an email to the address you used when you registered, it may have been stopped by your school's filter. Check your spam or ask your teacher for assistance.

Your Profile will show the members on your team who have registered.

Documentary students will upload the Documentary via SmugMug from the district contest webpage by the **Tuesday, February 1, 2022, midnight eastern time deadline.**

Performance students will upload their performance recording via SmugMug from the district contest webpage by the **Tuesday, February 1, 2022, midnight eastern time deadline.**

***I highly suggest not waiting until the last minute to upload your Documentaries or Performances into SmugMug.** Large files take time to upload - you could potentially miss the deadline because your video file is stuck uploading. Give yourself ample time.



For additional resources on your project, the theme, and the contest, please visit our Tennessee History Day Student Resource Padlet.

<https://padlet.com/TennesseeHistoryDay/2022THDprep>