

TENNESSEE HISTORY DAY

EAST REGIONALS 2022-23

SPECIAL INSTRUCTIONS FOR PERFORMANCE CATEGORY

REGISTRATION DEADLINE: MIDNIGHT, WEDNESDAY, FEBRUARY 1, 2023

Step One: Upload your paperwork by the registration deadline.

Create one PDF file that contains your title page, process paper, and annotated bibliography. You may only upload one PDF, so it must include all of your required paperwork. Name the file your last name(s) (ex: WardSchoenbachler.pdf).

For step-by-step instructions on how to upload your paperwork, visit:

<https://tennesseehistory.org/wp-content/uploads/2022-2023-East-Registration-Guide.pdf>

For performance instructions, performance evaluations, and instructions on how to create a PDF, visit:

<https://tennesseehistory.org/tennessee-history-day/virtual-contest-resources/>

You must upload the recording of your performance by **midnight, Wednesday, February 1, 2023**. This is should be the same as the version you plan to perform at the in-person contest. We recommend only making minor changes past this point.

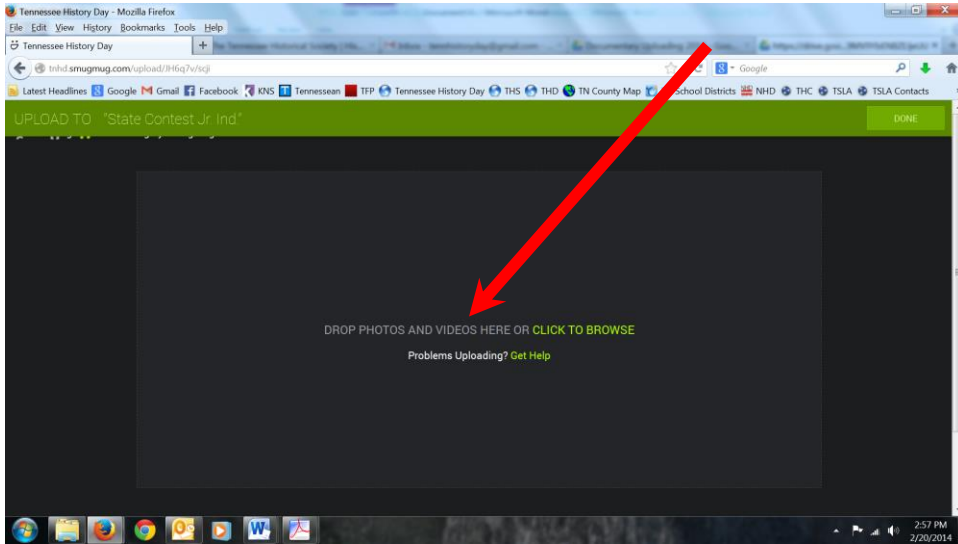
We highly suggest that you do not wait until the last minute to upload your performance. Files this large take time to upload into SmugMug. You need to make sure you give your performance enough time to upload.

IMPORTANT: Name your performance file with the **exact name** of your project that is registered in the History Day registration system. Separate words with underscores (_) and remove special punctuation (colons (:), question marks (?), etc.) from the title. For example, a project registered as “The Manhattan Project: Technological Triumph or Human Tragedy?” would be saved as The_Manhattan_Project_Technological_Triumph_or_Human_Tragedy.

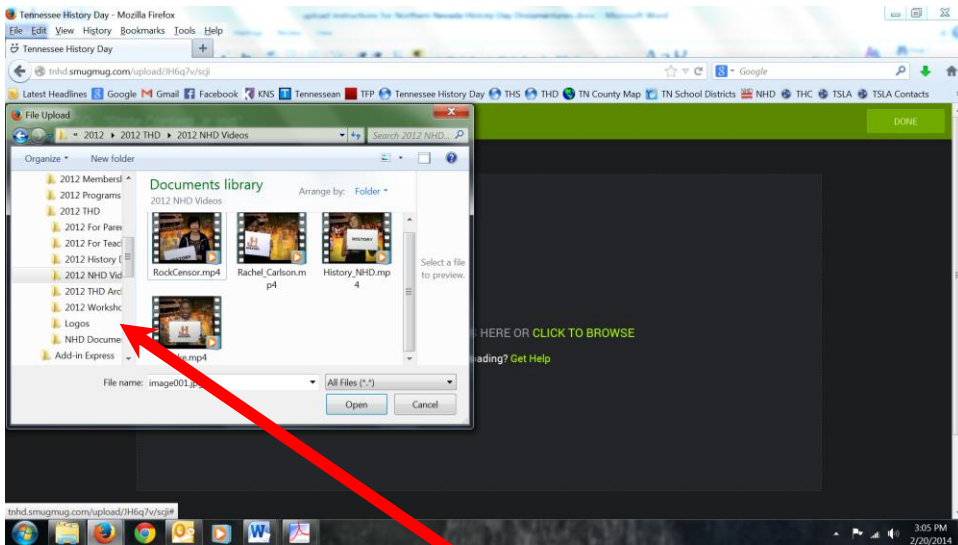
Your file must be saved in the following file format: .mp4. Click the link to the SmugMug upload page for your category:

Gallery	Upload Key
Jr Ind Perf	https://tnhd.smugmug.com/upload/9P7Mqs/2023eastjrindperf
Jr Group Perf	https://tnhd.smugmug.com/upload/N4Vt7F/2023eastjrgrperf
Sr Ind Perf	https://tnhd.smugmug.com/upload/c5b7vK/2023eastsrindperf
Sr Group Perf	https://tnhd.smugmug.com/upload/C3kLW4/2023eastsrgrperf

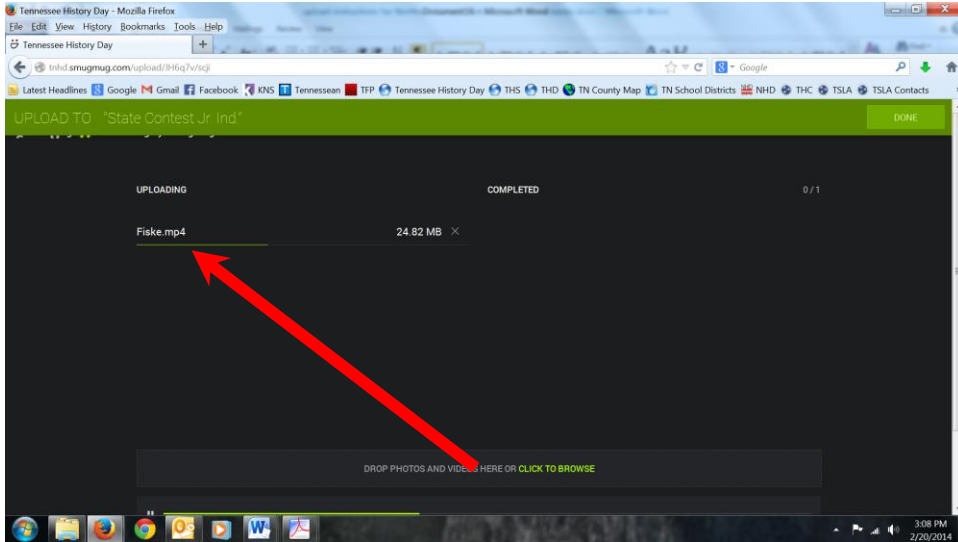
Your screen will look like this:



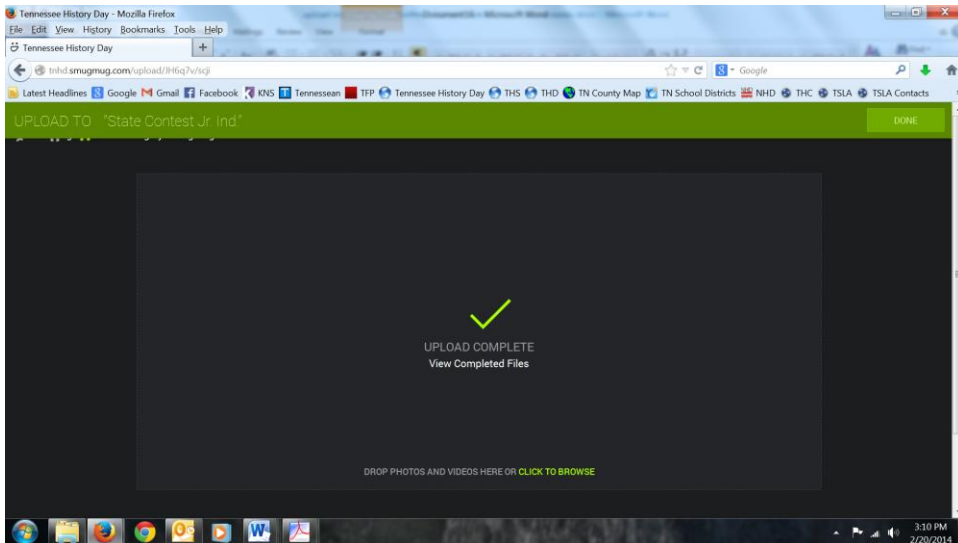
Either drag your performance into the box as indicated or select the “CLICK TO BROWSE” button.



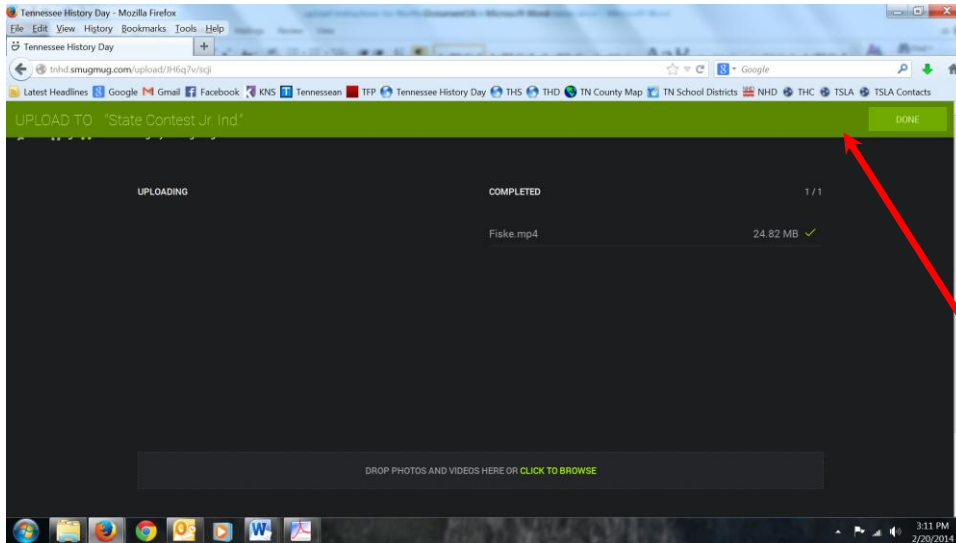
If it is the right file type, a progress bar should indicate that your performance is uploading correctly. Depending on internet connection, internet speed, and file size, this might take some time.



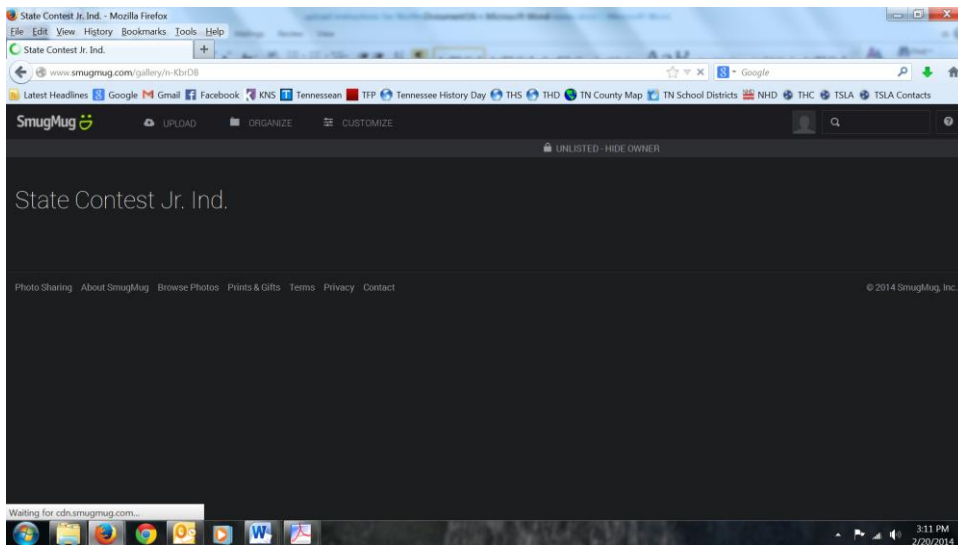
When your performance is uploaded, you will receive a green check.



You can double-check to see if your performance was successfully uploaded by seeing the green bar and check mark.



Click “DONE” when you are satisfied your performance is successfully uploaded. You are done! Hooray! **Do not attempt to login to SmugMug.** The system will think you are a hacker and will alert the coordinator. **The coordinator does not want to receive 50 emails stating that the SmugMug account is under attack when you are just trying to log in, which you cannot do. We will reach out if there are any issues!**



If your performance is taking a very long time to upload, you may want to find a faster internet connection. If your performance is saved in a format not recognized by SmugMug, it will not upload. **Do not wait until the last minute;** the server will be very busy and consequently slower. Contact your district coordinator if your performance fails to upload after several attempts.